

Lecture 10: Optimal Kalman Filtering

- Observer Based Feedback
- The Optimal Kalman filter
- LQG by Separation

Textbook sections 9.1-9.4 and 5.7

Previous Lecture: Linear Quadratic Optimal Control

Problem:

$$\text{Minimize} \quad \int_0^\infty \left(x(t)^T Q_1 x(t) + 2x(t)^T Q_{12} u(t) + u(t)^T Q_2 u(t) \right) dt$$

$$\text{subject to} \quad \dot{x} = Ax(t) + Bu(t), \quad x(0) = x_0$$

Solution: Assume (A, B) controllable. Then there is a unique $S > 0$ solving the Riccati equation

$$0 = Q_1 + A^T S + SA - (SB + Q_{12})Q_2^{-1}(SB + Q_{12})^T$$

The optimal control law is $u = -Lx$ with $L = Q_2^{-1}(SB + Q_{12})^T$.
The minimal value is $x_0^T S x_0$.

Why Linear Quadratic Optimal Control?

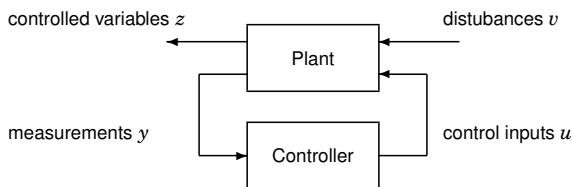
- Structured approach to MIMO systems
- Always stabilizing
- Guaranteed robustness in state feedback case
- Well developed theory

Lecture 10: Optimal Kalman Filtering

- Observer Based Feedback
- The Optimal Kalman filter
- LQG by Separation

Textbook sections 9.1-9.4 and 5.7

Linear Quadratic Gaussian Control (LQG)

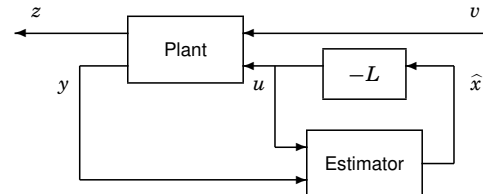


For a linear plant, let v be white noise of intensity R . Find a controller that minimizes the output variance:

$$\mathbf{E}|z|_Q^2 = \text{trace} \int_{-\infty}^{\infty} R G_{zv}(i\omega)^* Q G_{zv}(i\omega) d\omega$$

Last week: State feedback solution.

Output feedback using state estimates



$$\text{Plant:} \quad \begin{cases} \dot{x}(t) = Ax(t) + Bu(t) + v_1(t) \\ y(t) = Cx(t) + v_2(t) \end{cases}$$

$$\text{Controller:} \quad \begin{cases} \frac{d}{dt} \hat{x}(t) = A\hat{x}(t) + Bu(t) + K[y(t) - C\hat{x}(t)] \\ u(t) = -L\hat{x}(t) \end{cases}$$

Closed loop dynamics

Eliminate u and y :

$$\frac{d}{dt} x(t) = Ax(t) - BL\hat{x}(t) + v_1(t)$$

$$\frac{d}{dt} \hat{x}(t) = A\hat{x}(t) - BL\hat{x}(t) + K[Cx(t) - C\hat{x}(t)] + Kv_2(t)$$

Introduce $\tilde{x} = x - \hat{x}$

$$\frac{d}{dt} \begin{bmatrix} x(t) \\ \tilde{x}(t) \end{bmatrix} = \begin{bmatrix} A - BL & BL \\ 0 & A - KC \end{bmatrix} \begin{bmatrix} x(k) \\ \tilde{x}(k) \end{bmatrix} + \begin{bmatrix} v_1(t) \\ v_1(t) - Kv_2(t) \end{bmatrix}$$

Two kinds of closed loop poles

$$\text{Process poles:} \quad 0 = \det(sI - A + BL)$$

$$\text{Observer poles:} \quad 0 = \det(sI - A + KC)$$

Rudolf Kalman, (born 1930)

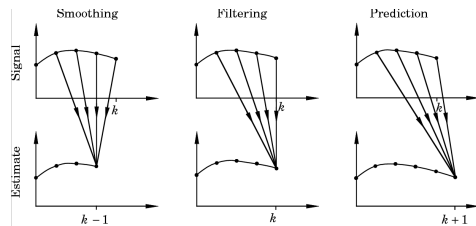


Recipient of the 2008 Charles Stark Draper Prize from the US National Academy of Engineering "for the development and dissemination of the optimal digital technique (known as the Kalman Filter) that is pervasively used to control a vast array of consumer, health, commercial and defense products."

Prediction and filtering

- * Wiener (1949) Stationary I/O case
- * Kalman and Bucy (1960) Time-varying state-space

Estimate $x(k+m)$ given $\{y(i), u(i) \mid i \leq k\}$



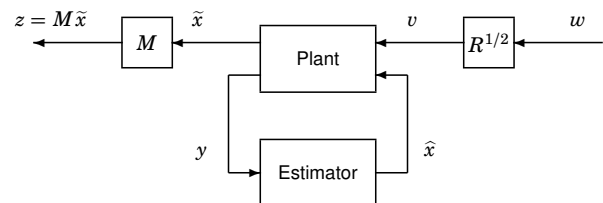
Examples

- Smoothing** To estimate the Wednesday temperature based on temperature measurements from Monday, Tuesday and Thursday
- Filtering** To estimate the Wednesday temperature based on temperature measurements from Monday, Tuesday and Wednesday (helps to reduce measurement error)
- Prediction** To predict the Wednesday temperature based on temperature measurements from Sunday, Monday and Tuesday

Norbert Wiener, 1894–1964



The Kalman Filter Optimization Problem



Minimize error variance when v is white noise with intensity R :

$$\mathbf{E}z^2 = \frac{1}{2\pi} \int_{-\infty}^{\infty} M G_{\tilde{x}v}(i\omega) R G_{\tilde{x}v}(i\omega)^* M^T d\omega$$

Equivalent reformulations

The time domain version of the optimization problem can be written

$$\text{Minimize } \int_0^{\infty} M g_{\tilde{x}v}(t) R g_{\tilde{x}v}(t)^T M^T dt$$

Given the error dynamics

$$\frac{d}{dt} \tilde{x}(t) = [A - KC] \tilde{x}(t) + v_1(t) - K v_2(t)$$

the impulse response from v to \tilde{x} is

$$g_{\tilde{x}v}(t) = e^{(A-KC)t} [I - K]$$

so K should be chosen to minimize

$$\mathbf{E}z^2 = \int_0^{\infty} M e^{(A-KC)t} [I - K] R [I - K]^T e^{(A-KC)^T t} M^T dt$$

Recall lecture 9: Linear Quadratic Optimal Control

For the system $\dot{x} = Ax(t) + Bu(t)$, $x(0) = x_0$ with control law $u = -Lx$ consider the cost

$$\int_0^{\infty} \begin{bmatrix} x(t) \\ u(t) \end{bmatrix}^T Q \begin{bmatrix} x(t) \\ u(t) \end{bmatrix} dt = \int_0^{\infty} x_0^T e^{(A-BL)^T t} \begin{bmatrix} I \\ -L \end{bmatrix}^T Q \begin{bmatrix} I \\ -L \end{bmatrix} e^{(A-BL)t} x_0 dt$$

The minimal cost is achieved by $L = Q_2^{-1}(SB + Q_{12})^T$, where $S > 0$ solves

$$0 = Q_1 + A^T S + SA - (SB + Q_{12}) Q_2^{-1} (SB + Q_{12})^T$$

The minimal value of the integral is $x_0^T S x_0$.

The solution can be reused to get the optimal Kalman filter!

Duality between control and estimation

Optimal control	State estimation
A	A^T
B	C^T
Q_1	R_1
Q_2	R_2
Q_{12}	R_{12}
S	P
L	K^T
x_0	M^T

Optimal Kalman Filtering — The Solution

The Kalman filter $\frac{d}{dt} \hat{x}(t) = A \hat{x}(t) + Bu(t) + K[y(t) - C \hat{x}(t)]$ gives the error covariance

$$\mathbf{E}|\tilde{x}|^2 = \int_0^{\infty} M e^{(A-KC)t} [I - K] R [I - K]^T e^{(A-KC)^T t} M^T dt$$

The minimal error covariance is achieved by $K = (PC^T + R_2)R_2^{-1}$ where $P > 0$ solves

$$0 = R_1 + AP + PA^T - (PC^T + R_2)R_2^{-1}(PC^T + R_2)^T$$

Remark: Notice that K is independent of M . Hence the same filter is optimal regardless of which state we want to estimate! The minimal error covariance is $\mathbf{E}\tilde{x}\tilde{x}^T = P$.

Example 1 – Kalman filter

$$\begin{aligned}\dot{x}(t) &= v_1(t) & v_1 \text{ is white noise with intensity } R_1 \\ y(t) &= x(t) + v_2(t) & v_2 \text{ is white noise with intensity } R_2\end{aligned}$$

$$\frac{d\hat{x}}{dt} = A\hat{x}(t) + Bu(t) + K[y(t) - C\hat{x}(t)]$$

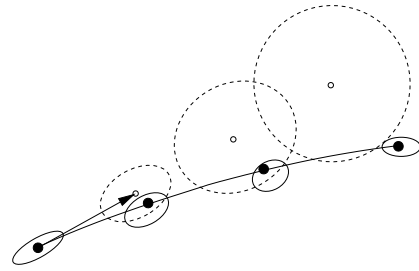
$$\text{Riccati equation} \quad 0 = R_1 - P^2/R_2 \Rightarrow P = \sqrt{R_1 R_2}$$

$$\text{Filter gain} \quad K = P/R_2 = \sqrt{R_1/R_2}$$

$$\text{Error dynamics} \quad \frac{d\tilde{x}}{dt} = -\sqrt{R_1/R_2} \tilde{x} + v_1 - \sqrt{R_1/R_2} v_2$$

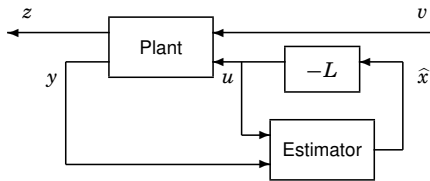
$$\text{Error covariance} \quad \mathbf{E}\tilde{x}^2 = P = \sqrt{R_1 R_2}$$

Example 2 – Tracking of a moving object



Dotted ellipses show estimates based on only a model with known initial state. Solid ellipses show Kalman filter estimates based on noisy measurements.

Output feedback using state estimates



$$\begin{aligned}\text{Plant:} \quad & \begin{cases} \dot{x}(t) = Ax(t) + Bu(t) + v_1(t) \\ y(t) = Cx(t) + v_2(t) \end{cases} \\ \text{Controller:} \quad & \begin{cases} \frac{d\hat{x}(t)}{dt} = A\hat{x}(t) + Bu(t) + K[y(t) - C\hat{x}(t)] \\ u(t) = -L\hat{x}(t) \end{cases}\end{aligned}$$

$$\text{Minimize} \quad \mathbf{E}|z|^2 = \mathbf{E}(x^T Q_1 x + 2x^T Q_{12} u + u^T Q_2 u)$$

when v is white noise of intensity R

The idea of separation

The state feedback control gain L is independent of state uncertainty.
The optimal Kalman filter gain K is independent of control objective.

This makes it possible to optimize the control law and the estimator separately.

Stochastic Interpretation of LQG Control

Given white noise (v_1, v_2) with intensity R and the linear plant

$$\begin{cases} \dot{x}(t) = Ax(t) + Bu(t) + Nv_1(t) \\ y(t) = Cx(t) + v_2(t) \end{cases} \quad R = \begin{bmatrix} R_1 & R_{12} \\ R_{12}^T & R_2 \end{bmatrix}$$

consider controllers of the form $u = -L\hat{x}$ with $\frac{d}{dt}\hat{x} = A\hat{x} + Bu + K[y - C\hat{x}]$. The stationary variance

$$\mathbf{E}(x^T Q_1 x + 2x^T Q_{12} u + u^T Q_2 u)$$

is minimized when

$$\begin{aligned}K &= (PC^T + NR_{12})R_2^{-1} & L &= Q_2^{-1}(SB + Q_{12})^T \\ 0 &= Q_1 + A^T S + SA - (SB + Q_{12})Q_2^{-1}(SB + Q_{12})^T \\ 0 &= NR_1 N^T + AP + PA^T - (PC^T + NR_{12})R_2^{-1}(PC^T + NR_{12})^T\end{aligned}$$

The minimal variance is

$$\text{tr}(SNR_1 N^T) + \text{tr}[PL^T(B^T S B + Q_2)L]$$

Example

Consider the problem to minimize $\mathbf{E}(Q_1 x^2 + Q_2 u^2)$ for

$$\begin{cases} \dot{x}(t) = u(t) + v_1(t) \\ y(t) = x(t) + v_2(t) \end{cases} \quad R = \begin{bmatrix} R_1 & 0 \\ 0 & R_2 \end{bmatrix}$$

The observer based controller

$$\begin{cases} \frac{d}{dt}\hat{x}(t) = A\hat{x}(t) + Bu(t) + K[y(t) - C\hat{x}(t)] \\ u(t) = -L\hat{x}(t) \end{cases}$$

is optimal for K and L computed as follows:

$$\begin{aligned}0 &= Q_1 - S^2/Q_2 \Rightarrow S = \sqrt{Q_1 Q_2} \Rightarrow L = S/Q_2 = \sqrt{Q_1/Q_2} \\ 0 &= R_1 - P^2/R_2 \Rightarrow P = \sqrt{R_1 R_2} \Rightarrow K = P/R_2 = \sqrt{R_1/R_2}\end{aligned}$$

Example: Telescope

Telescopes:

- ▶ Collect light to form pictures of stars and planets.
- ▶ Problem: Atmospheric turbulence gives optic distortion.

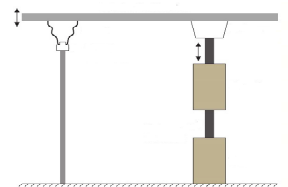
Adaptive optics:

- ▶ Counteract the distortion.
- ▶ Traditionally by small mirrors located late in the optical chain.
- ▶ New approach: large deformable primary or secondary mirror.



Example: Mirror Properties

- ▶ Large deformable **secondary** mirror
- ▶ Mirror in one solid piece
- ▶ Material: Borosilicate
- ▶ Outer diameter: 1 m
- ▶ Inner rim diameter 5 mm (where the mirror is attached to the telescope)
- ▶ Thickness: 2 mm
- ▶ Actuators = voice-coils
- ▶ sensors = microphones



Example: Mathematical Model

- ▶ Mirror modeled by partial differential equations.
- ▶ Finite element analysis gives

$$\mathcal{M}\ddot{\xi} + C\dot{\xi} + K\xi = F$$

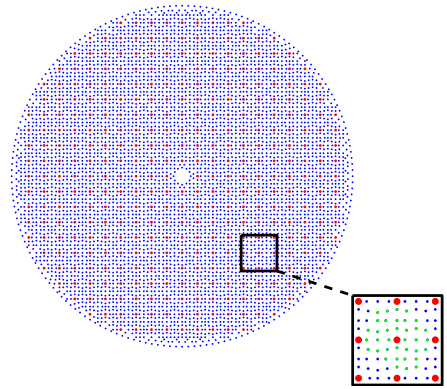
ξ translational and angular displacements
 F external forces.

- ▶ Equivalently

$$E\dot{x}(t) = Ax(t) + Bu(t)$$

- ▶ E and A of dimension 36768×36768 , but only 0.06% non-zero elements.
- ▶ B of dimension 36768×372 and 372 non-zero elements.

Schematic View of the Mirror



Example: Objectives

- ▶ Determine stabilizing controller
- ▶ Distributed structure of controller
- ▶ Good control theoretic performance
- ▶ Good performance in terms of astronomical measures
- ▶ Reduce effects of atmospheric distortion

Design by Linear Quadratic Optimal Control!

Summary of Lecture 10

- ▶ Observer Based Feedback
- ▶ The Optimal Kalman filter
- ▶ LQG by Separation

Course outline

- L1-L5 Purpose, models and loop-shaping by hand
- L6-L8 Limitations on achievable performance
- L9-L11 Controller optimization: Analytic approach
 - L9 LQ - optimal state feedback
 - L10 Kalman filter - optimal state observer
LQG = LQ-design + Kalman filter
 - L11 more on LQG - output feedback control
- L12-L14 Controller optimization: Numerical approach